



District Report Card: 2017


State: Odisha	District: Bolangir
Class: 5	Subject: Language
Schools: 58	Students: 1017


Participation/Coverage


Students

<div>GENDER</div> <div></div>	Boys		Girls	
	Number	%	Number	%
	490	48.18	527	51.82

<div>AREA</div> <div></div>	Rural		Urban	
	Number	%	Number	%
	938	92.23	79	7.77

<div>CATEGORY</div> <div></div>	SC		ST		OBC		GEN	
	Number	%	Number	%	Number	%	Number	%
	208	20.45	246	24.19	547	53.79	16	1.57

<div>CWSN</div> <div></div>	LD	VI	HI	S&LD	ID	Oth
	4	4	1	2	4	3

<div>Management</div> <div></div>	Government		Government-aided	
	Number	%	Number	%
	1017	100.00	0	0.00

Average Performance of Students in Language (%)

Overall	Gender		Area		Management		Social Group			
	Male	Female	Rural	Urban	Govt.	Aided	SC	ST	OBC	GEN
56.39	56.56	56.23	56.68	52.91	56.39	0.00	55.16	52.87	58.67	48.33

Performance on Learning Outcomes (LOs)

Learning Outcomes	Description	Average Performance(%)
L504	Reads and comprehends independently storybooks, news items/ headlines, advertisements etc.	52.11
L508	Reads text with comprehension, locates details and sequence of events	58.53

Range of Performance of Students who Answered Correctly							
Below 30%		30% - 50%		50% - 75%		Above 75%	
Number	%	Number	%	Number	%	Number	%
126	12.39	285	28.02	406	39.92	200	19.67

Lowest Performing Learning Outcomes (LOs)

- 1 - Reads and comprehends independently storybooks, news items/ headlines, advertisements etc. (52.11)
- 2 - Reads text with comprehension, locates details and sequence of events (58.53)